

Sealed Lead-Acid Battery

Absorbant Glass Mat (AGM) technology for superior performance. Valve regulated, spill proof construction allows safe operation in any position. Approved for transport by air. D.O.T., I.A.T.A., F.A.A. and C.A.B. certified.

UX121100

Maintenance-Free

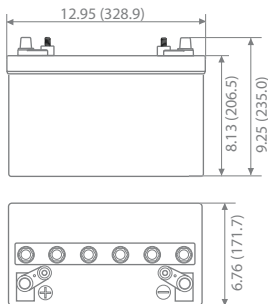
Specification

Nominal Voltage	12 volts		
Nominal Capacity	77° F (25° C)		
20-hr. (5.50A)	110 Ah		
10-hr. (10.23A)	102.3 Ah		
5-hr. (18.70A)	93.5 Ah		
1-hr. (66.00A)	66.0 Ah		
Approximate Weight	65.5 lbs (29.0 kgs)		
Internal Resistance (approx.)	5mΩ		
Shelf Life (% of normal capacity at 77° F (25° C))			
3 Months	6 Months	12 Months	
91%	82%	64%	
Temperature Dependency of Capacity (20 hour rate)			
104° F	77° F	32° F	5° F
102%	100%	85%	65%
AGM Operational Temperature			
Charge	32°F to 104°F (0°C to 40°C)		
Discharge	5°F to 113°F (-15°C to 45°C)		
AGM Storage Temperature	5°F to 104°F (-15°C to 40°C)		
Recharge Cycles @ 50%	More than 600 cycles		
Marine Cranking Amp Rating	1,005 Amps		
Cold Cranking Amp Rating	773 Amps		
Reserve Capacity Rating	190 Min.		



Charge Method (Constant Voltage)		
Cycle Use (Repeating Use)		
Initial Current	33 A or smaller	
Control Voltage	14.6 - 14.8 V	
Float Use		
Control Voltage	13.6 - 13.8 V	

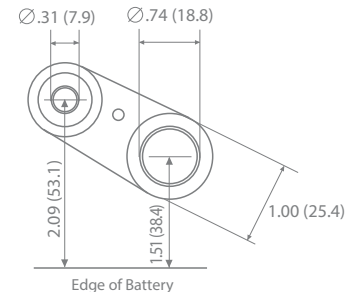
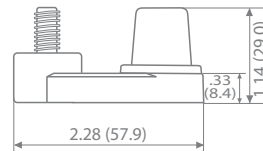
Physical Dimensions: in (mm)



L: 12.95in (328.9 mm)
 W: 6.76in (171.7 mm)
 H: 8.13in (206.5 mm)
 TH: 9.25in (235.0 mm)
 Tolerances are +/- 0.04 in. (+/- 1mm) and +/- 0.08 in. (+/- 2mm) for height dimensions. All data subject to change without notice.

Terminals

Marine Combo Post



Constant Current Discharge Characteristics Unit:A (25°C, 77°F)

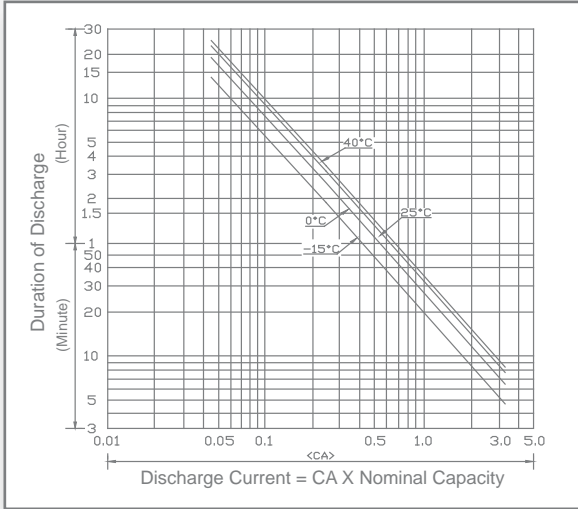
F.V/Time	5MIN	10MIN	15MIN	30MIN	1HR	2HR	3HR	4HR	5HR	8HR	10HR	20HR
9.60V	361.1	269.3	189.5	114.7	59.9	34.9	25.6	20.0	16.5	11.6	10.5	5.7
10.20V	325.2	245.4	169.6	108.7	56.3	33.3	24.9	19.5	16.2	11.4	10.2	5.5
10.50V	313.2	233.4	159.6	105.7	54.9	32.5	24.3	19.2	16.0	11.3	10.0	5.5
10.80V	301.2	221.4	149.6	102.7	52.9	31.7	23.7	18.9	15.6	11.0	10.0	5.4
11.10V	289.3	209.5	139.7	99.8	50.9	30.9	22.9	18.3	15.2	10.7	9.5	5.1

Constant Power Discharge Characteristics Unit:W (25°C, 77°F)

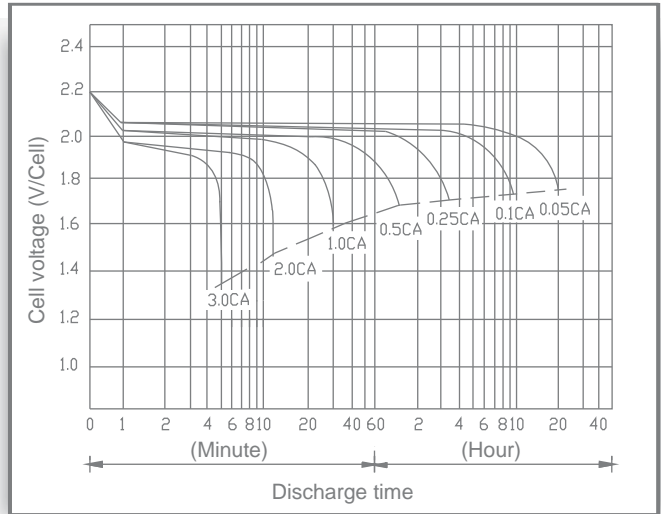
F.V/Time	5MIN	10MIN	15MIN	30MIN	1HR	2HR	3HR	4HR	5HR	8HR	10HR	20HR
9.60V	3919.2	2959.6	2013.0	1217.9	693.3	404.0	297.3	231.4	190.5	134.7	121.7	65.5
10.20V	3610.0	2724.2	1882.3	1207.0	651.4	386.0	289.3	225.4	149.7	131.7	118.7	63.8
10.50V	3552.1	2647.4	1809.5	1199.0	630.4	377.1	282.3	221.4	184.5	130.7	116.7	63.0
10.80V	3506.2	2577.5	1741.6	1196.0	613.5	369.1	276.3	217.5	181.5	127.7	115.7	62.7
11.10V	3442.4	2492.8	1661.8	1187.0	605.5	368.1	273.3	216.5	180.5	126.7	112.7	60.8

All specifications are subject to change.

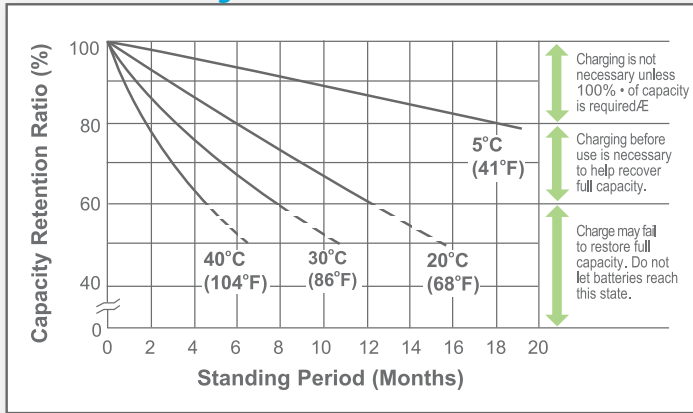
Discharge Time vs. Discharge Current



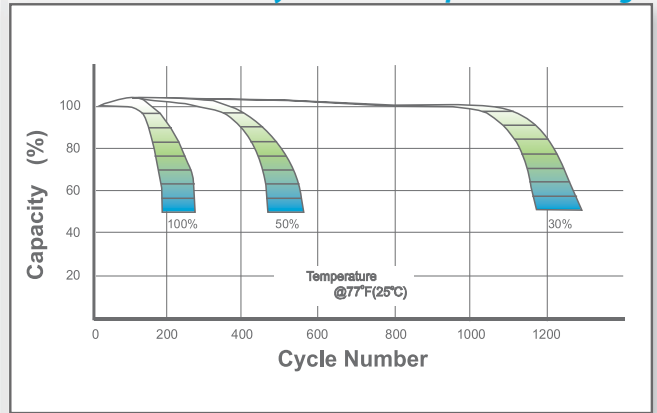
Discharge Characteristics



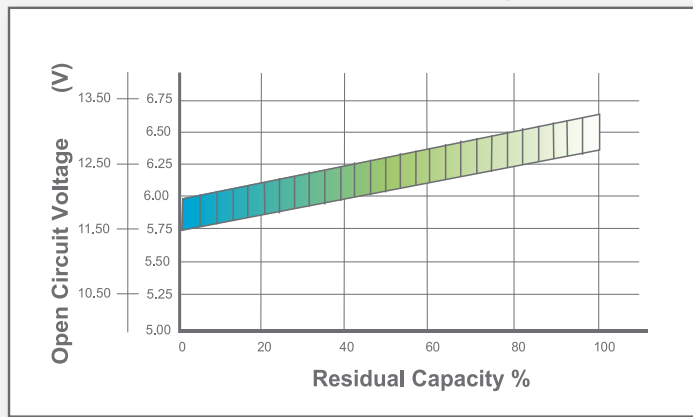
Shelf Life & Storage



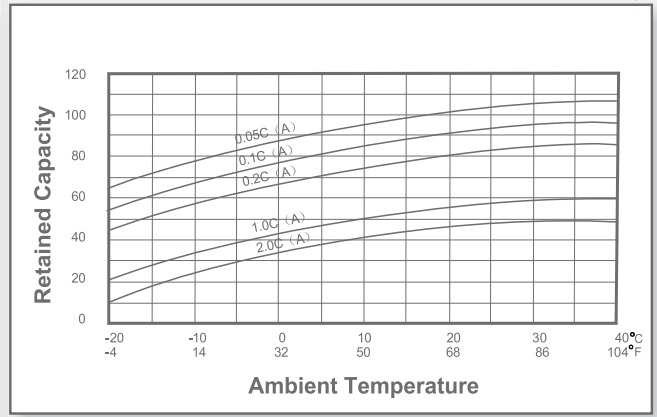
Cycle Life vs Depth of Discharge



Open Circuit Voltage vs Residual Capacity



Effect of Temperature on Capacity



Application	Charge Voltage(V/Cell)			Max.Charge Current
	Temperature	Set Point	Allowable Range	
Cycle Use	25°C(77°F)	2.45	2.40~2.50	0.30C
Standby	25°C(77°F)	2.325	2.30~2.35	

Final Discharge Voltage V/Cell	1.75	1.70	1.60	1.30
Discharge Current(A)	0.2C>(A)	0.2C<(A)<0.5C	0.5C<(A)<1.0C	(A)>1.0C